

Revolution Apex Elite

Image any challenge and every patient

GE HealthCare

gehealthcare.com

Image any challenge and every patient

Delicate clinical cases require the most sophisticated imaging technology to ensure you get the right diagnosis right away. Take cardiac patients, for example. Imaging the heart requires lightning-fast speed and unparalleled precision to prevent any motion from
appearing in your final image.

Today's CT systems, even top-of-the-line offerings, often come up short somewhere along the imaging chain. The temporal resolution may be insufficient, or motion may be present for patients with high heart rate (HR) and HR variability. The coronary artery interpretability and the diagnostic accuracy of coronary angiography may be jeopardized. CT needs a reinvention to meet the needs of your most challenging cases.
That's why we've built an entirely new CT system. Revolution™ Apex Elite is the pinnacle of our Revolution Apex platform with our Clarity Detector's complete 160mm array.

It combines the full potential of the industry's fastest 0.23sec rotation time with the highest 1300mA power output delivered by the Quantix™ tube, breakthrough image quality powered by TrueFidelity™ and the latest in GSI imaging technology.

With Revolution Apex Elite, you can expect to provide clearer outcomes for any challenge and every patient.

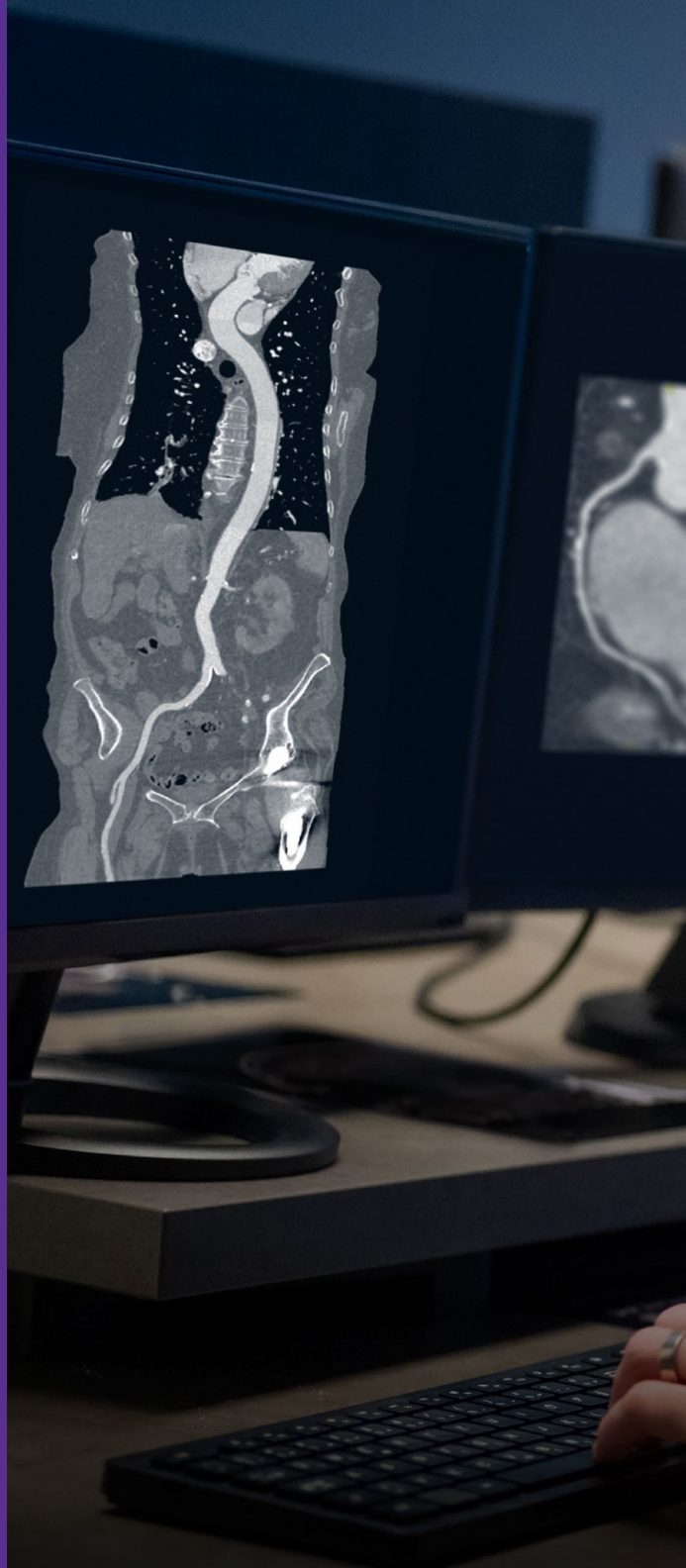



Lead CT now and into the future



The Revolution Apex platform equips each Revolution Apex system with the best available technologies for every component of the imaging chain. Revolution Apex Elite features a 160mm Clarity Detector with the industry's fastest 0.23sec rotation time and the industry's most powerful X-ray tube. These components deliver unprecedented clinical capability for every patient.
The future-ready platform ensures quick access to the next generation of CT innovation, putting your radiology department not just ahead of the curve, but beyond it.

Clarity Detector

Built-in flexibility

Revolution Apex Elite takes full advantage of a modular detector design to feature 160mm of coverage.



160mm detector coverage

Quantix X-ray tube

Power like never before

With the ability to deliver up to 1300mA of flux output in a 108kW package, this is the most powerful CT X-ray tube ever made.

HyperDrive

Clear. Fast. Complete field of view.

Scan the whole chest in less than a second with a table speed up to 523.5mm /s.

0.23sec rotation time

Bringing clarity to all cardiac cases

Unlimited 1-beat cardiac CT for any heart rate achieves an effective temporal resolution[1] of 19.5msec in conjunction with 0.23sec rotation time and intelligent motion correction SnapShot Freeze 2, TrueFidelity and high resolution to provide great clarity to cardiac images.

[1]Effective temporal resolution achieved by a 6x improvement of motion-blur reduction while maintaining high spatial resolution as demonstrated in cardiac phantom testing. The reduction in motion artifacts is comparable to a 0.039 Equivalent Gantry Rotation Speed with effective temporal resolution of 19.5msec, as demonstrated in mechanical and mathematical phantom testing.



TrueFidelity

Futuristic image quality

Our image reconstruction technology uses a dedicated Deep Neural Network to generate high-definition, low-noise CT images. TrueFidelity is fully integrated with both single-energy and spectral imaging, so it produces exceptional images, even with low dose.

Spectral Imaging

A whole new generation of spectral imaging

Ultra-fast, kV/mA synchronized switching with integrated TrueFidelity enables near simultaneous registered volumetric dual-energy CT data and exquisite image quality for all patient sizes.

Effortless Workflow

Revolutionizing CT from referral to report

Effortless Workflow takes the CT experience to a new level of speed and precision with a sophisticated collection of technologies that automate and simplify time-consuming tasks from pre-scan to post-scan.

Rise up to even the most challenging cases

Revolution Apex Elite harnesses the sophisticated hardware and software of the Revolution Apex platform, giving you the capability to meet your biggest clinical challenges and challenging patients.



Customer voice

Today with 0.23sec/rotation, we don't administer beta blockers. We don't monitor the heart rhythm in advance, even when patients have a very high heart rhythm.

That's a significant improvement between the past and today's CT scans with the Revolution Apex Elite because the workflow is much more efficient."

Dr. Joost Delanote, Radiologist, AZ Sint-Jan Brugge, Oostende, Belgium

Disclaimer: Represents the findings of single center studies and is varied by clinical indications, study protocols and comparison methods. The results obtained in these studies are not generalizable and may not be reproducible.

Get to the heart of every image

1-beat cardiac. Simple for all at any heart rate, even in atrial fibrillation with low dose. High irregular heart rate 47-151 BPM and dose of 1.7mSv.



Extremely high heart rate CCTA with low radiation dose and iodine contrast volume. High heart rate 139 BPM CCTA and 28 ml CM, 1.7mSv.

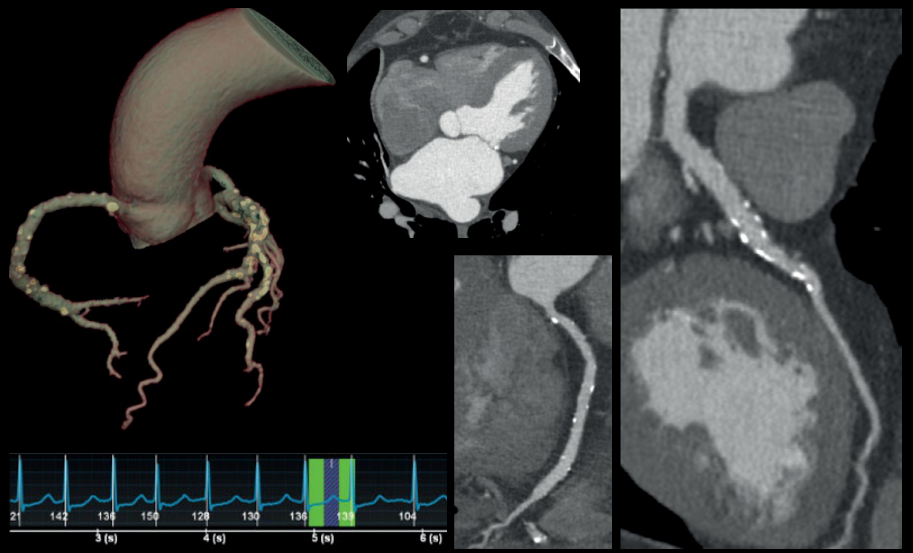

Image Gallery

CT TAVI/TAVR planning in a single scan with a single injection and low contrast for a patient with variable HR 90-162 bpm.



Valve measurements with TAVI

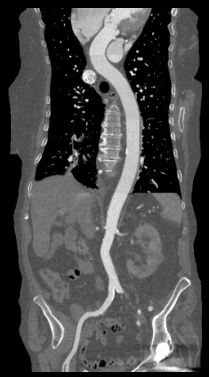





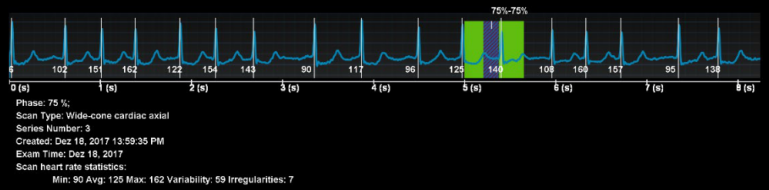

High resolution imaging, even with stents and heavily calcified coronary plaques. 1- beat cardiac with 0.23sec for patient with calcium score of 2623.







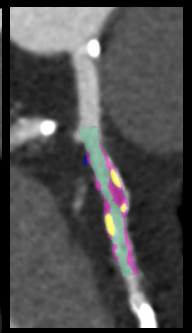

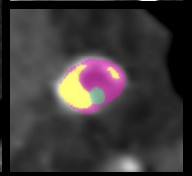

Exceptional CCTA achieved without ECG trace for patient with acute chest pain





RCA

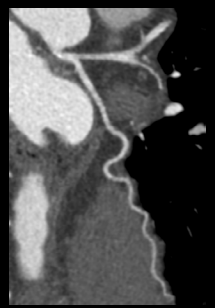

LCX

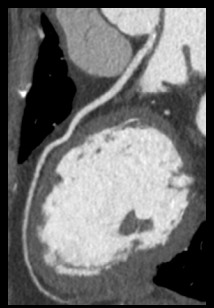

LAD

Ultra low-dose scanned in less than one second with full 50cm FOV.

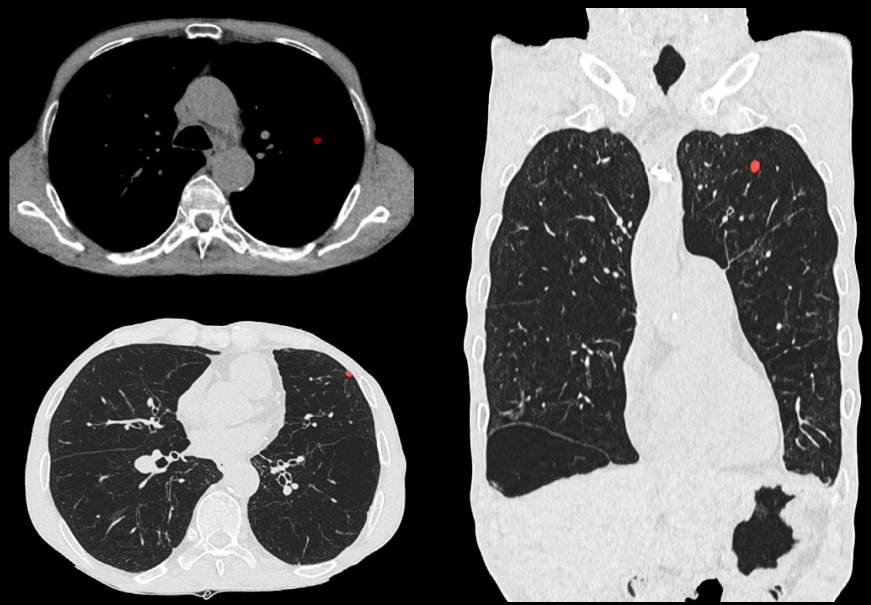

Automated nodule detection

Pediatric imaging with minimal need for sedation or table movement using the lowest possible dose.

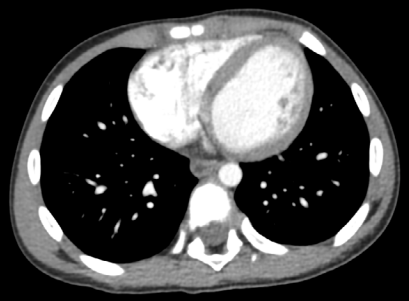

TrueFidelity 1.25mm



TrueFidelity 1.25mm

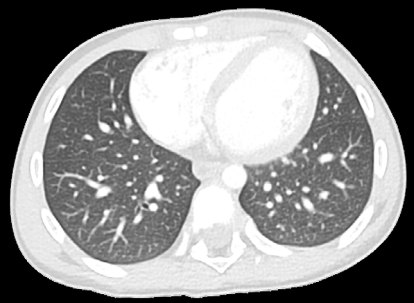

TrueFidelity Lung 1.25mm

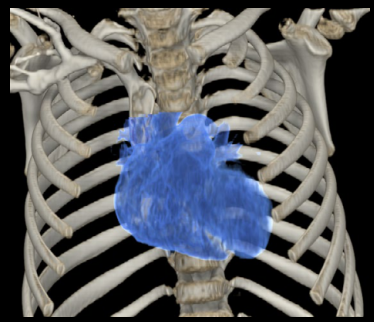

Volume Illumination

Image Gallery

Ultra fast trauma exams with spectral imaging for all body types.



Acute stroke rule out in less than five minutes.

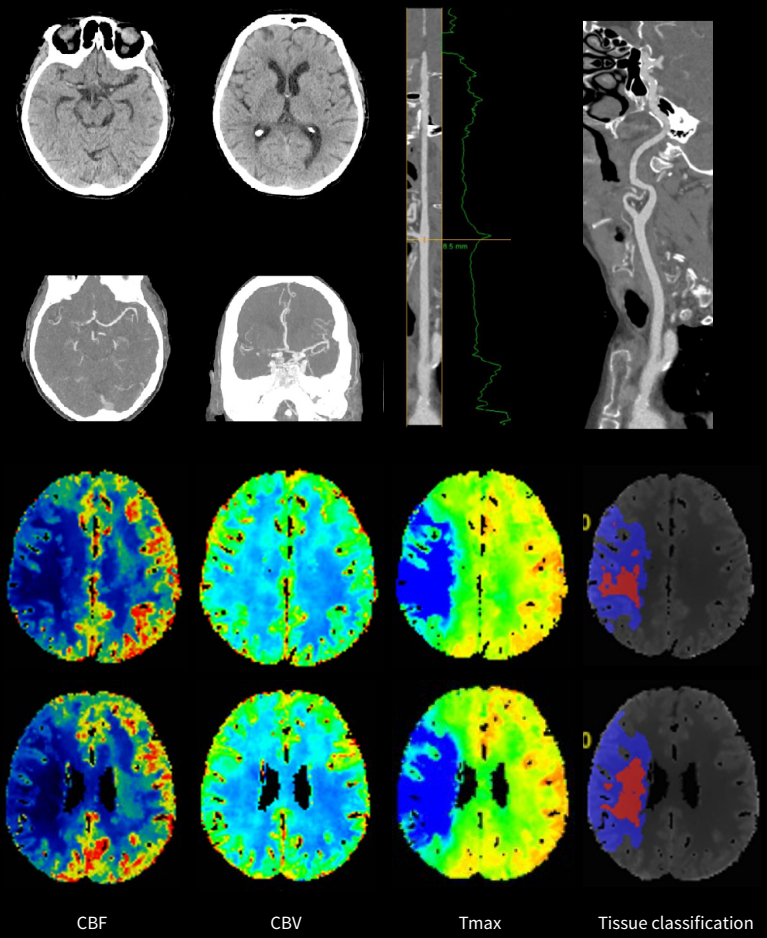

CBF CBV Tmax Tissue classification

Spectral imaging with speed made routine, even with BMI 51 larger patients.



2.5mm, 70keV

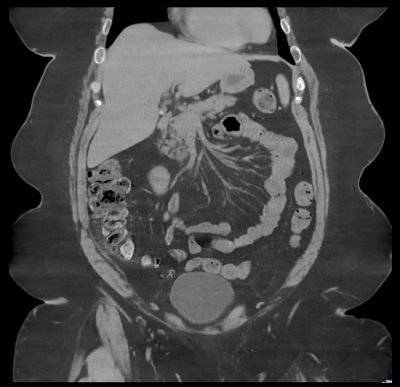

2.5mm Water (Iodine)



2.5mm, 40keV



2.5mm Iodine (Water)

TrueFidelity with Spectral Imaging for bone marrow edema.

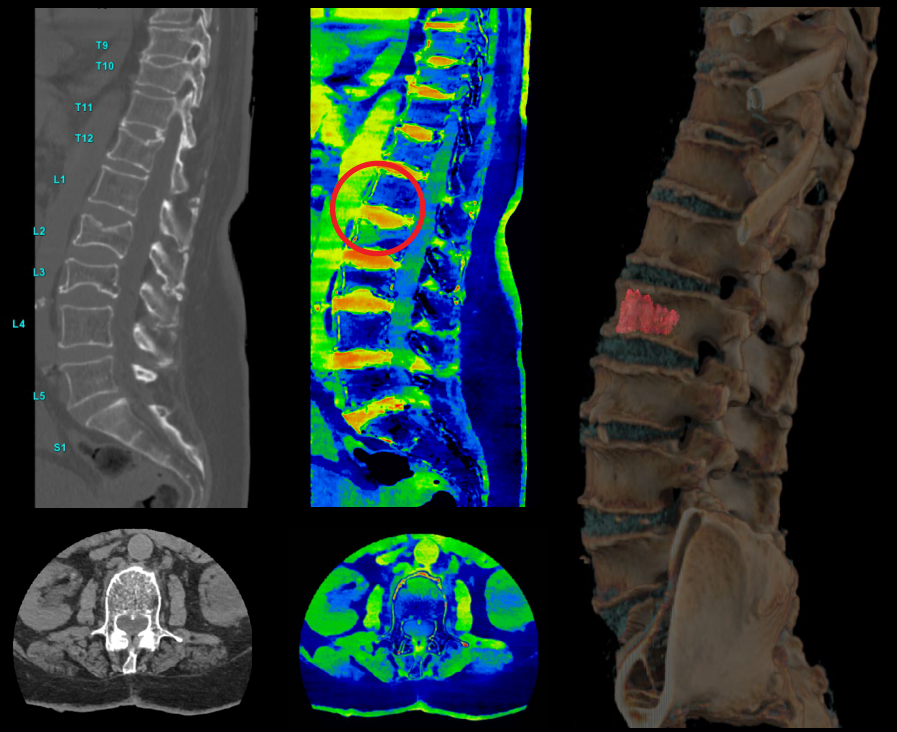



Work more efficiently with Effortless Workflow

We are always seeking out new ways to boost operational efficiency with the goal of making your imaging workflow feel like second nature. When designing Revolution Apex Elite, we incorporated the latest AI-enhanced applications into every step of the scanning process.

These applications are the core of our Effortless Workflow model, a sophisticated collection of technologies that automates time-consuming tasks from pre-scan to post-scan. Effortless Workflow takes the CT experience to a new level of speed and precision.

Pre-scan

- Intelligent Protocoling
- Auto Positioning

Before the scan
Utilize innovative AI technology to automatically generate protocols and position the patient.

Scan

- Clarity UI
- Smart Plan
- Auto Prescription
- Remote Control Suite
  Home Positioning

During the scan
Access intelligent tools in a new clarity operator environment that can consistently provide the optimal scan range settings, dose and image quality for each patient.

Post-scan

- Automated post-processing tools

After the scan
Leverage a suite of automated and AI-based applications designed to automate your image post-processing and facilitate results sharing.



> *Our group has two strategic pillars, which consist of innovation and excellence in diagnosis. With Smart Subscription we are able to remain on top of technological advances and thereby stay aligned with our strategic pillars."*

Dr. Hugues BRAT, Chief Medical Director,
3R Réseau Radiologique Roman, Switzerland

A CT that keeps getting better

Smart Subscription, a subscription service that provides access to the latest capabilities* for your CT.

Keep pace
The industry's first subscription-based service for CT helps you keep your computing platform and software up to date and keep pace with clinical and workflow innovations.

Consistency
The same capabilities across all your systems, at all your sites providing consistent exams.

Flexibility
Smart Subscription includes a broad range of application packages across many different imaging services, giving you the flexibility to pick the right plan for you.

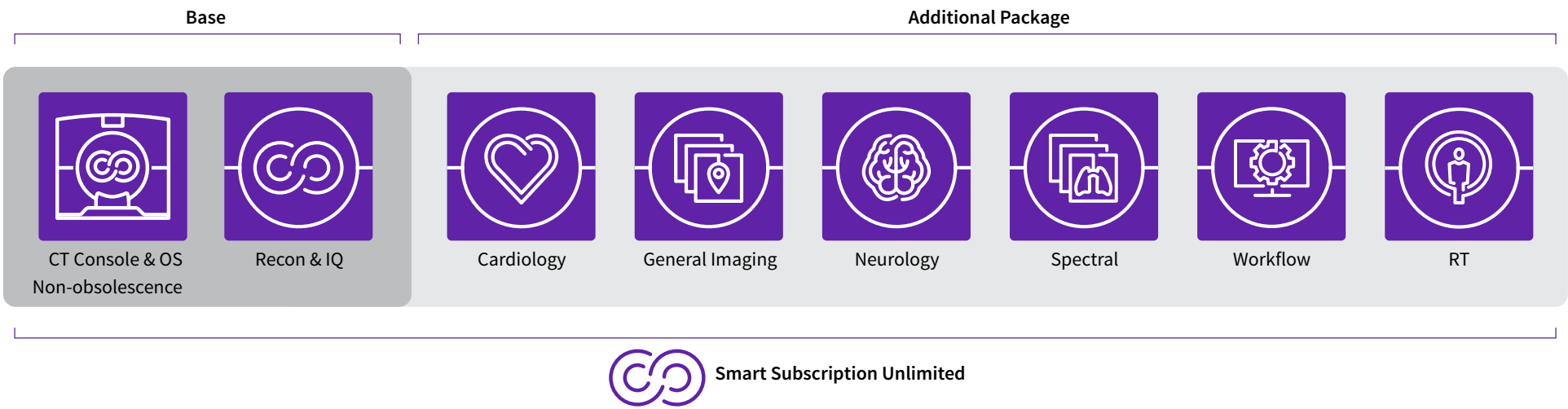

*Software available to customer is dependent on the software package purchased by customer

Help create a resilient tomorrow

We support carbon policies that reduce greenhouse gas emissions and promote sustainable development. We are committed to achieving net zero by 2050 and are part of the UN-backed “Race to Zero,” with a goal of reducing emissions based on the Paris Agreement.

We’ve also set a public goal to achieve a 50% reduction in our own operational emissions by 2030.

As a result of these efforts, we want to enable a more sustainable health system by addressing not only the environmental impacts of our products, but also the challenges healthcare professionals and their patients face with resilient, digital options.

As a part of this commitment, our CT, Revolution Apex platform, and its services help ensure that radiology professionals and the patients they serve have the technology necessary to create a sustainable and resilient tomorrow.



1

Reduce bloat technology

Scalable to the core

85% of the materials used in the Revolution Apex Elite system are recyclable at the end of its lifespan.

2

Reuse to expand potential

Live past the lifetime

Our CT systems are built with scalability and upgradability to help prevent technology obsolescence and advance clinical capability.

3

Recycle once done

Sustainable to the end

94% – 96% of most systems are reused, refurbished, or recycled, extending the lifetime of each product.

Operational emissions reduction goals

We are committed to achieving net zero emissions by 2050.
We've set a public goal of a 50% reduction in our own operational emissions by 2030.



Stay at the leading edge of CT

We have designed Revolution Apex Elite to go above and beyond for its entire lifecycle, so that you can stay at the cutting edge of CT technology. When you integrate Revolution Apex Elite into your practice, you'll receive our most advanced system. This future-ready platform will give you access to the next generation of CT technology, and it can be upgraded to meet a wide variety of needs. We've ensured that it will remain at a level of peak performance by equipping it with Smart Subscription and Clarity operator environment to automatically add any future updates and latest clinical applications.



Ready for every future

Gantry speed
Upgrade up to 0.23sec rotation time

Power
Upgrade from Power Pro 1200mA to Power Xtream with 1300mA, and Power Core option with 1000mA.

Smart Subscription
Allows access to the latest clinical applications

Clarity operator environment
Provides regular software upgrades with new capability

> *"This is a platform that can evolve in the way you want it to. Even if you have only one CT system, it's good to have the capability to upgrade to tackle any patient problem you need to. In a hospital with multiple dedicated CT scanners, it's very nice to upgrade to exactly what you need."*

Johan de Mey, M.D., Ph.D., Chair of Radiology, University Hospital Brussels, Belgium

Revolution Apex Elite

Smart Subscription



160mm whole organ coverage

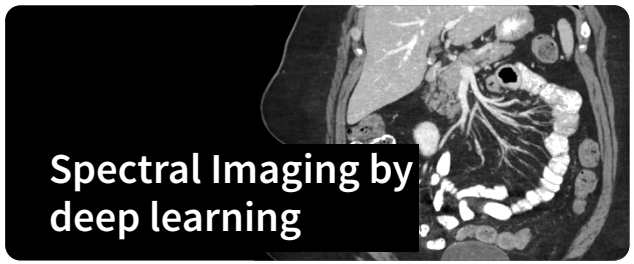

0.23sec rotation speed



Unlimited 1-beat cardiac at any heart rate



Scalable design

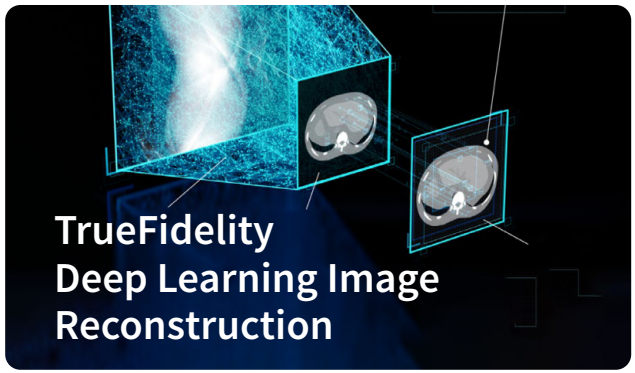

Challenging patients

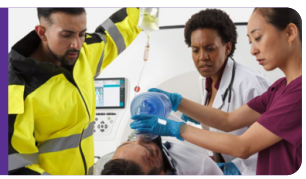

Effortless Workflow

About GE HealthCare Technologies Inc.

GE HealthCare is a leading global medical technology, pharmaceutical diagnostics, and digital solutions innovator, dedicated to providing integrated solutions, services, and data analytics to make hospitals more efficient, clinicians more effective, therapies more precise, and patients healthier and happier. Serving patients and providers for more than 100 years, GE HealthCare is advancing personalized, connected, and compassionate care, while simplifying the patient's journey across the care pathway. Together our Imaging, Ultrasound, Patient Care Solutions, and Pharmaceutical Diagnostics businesses help improve patient care from diagnosis, to therapy, to monitoring. We are a $19.6 billion business with 51,000 colleagues working to create a world where healthcare has no limits.

Follow us on LinkedIn, X *(formerly Twitter)*, and Insights for the latest news, or visit our website https://www.gehealthcare.com/ for more information.

Disclaimers:

The official name of the product is Revolution™ Apex Elite, authorized to Wipro GE Healthcare Medical Device Manufacturing Private Limited, located at No-4, Kadugodi Industrial Area, Sadarmangala, Whitefield, Bangalore, Karnataka - 560067. It is a CT scanner intended for use by qualified professionals. The procedure involves ionizing radiation, which may increase the risk of cancer; patients should remove metallic objects such as jewellery or watches before the scan. Additional information is available upon request, and the document was last updated on 28th August, 2025, which also marks the date of the last review of the promotional material.

© 2024, GE HealthCare. Revolution, TrueFidelity and Quantix are trademarks of GE HealthCare. GE is a trademark of General Electric Company used under trademark license. JB22619XX

GE HealthCare